

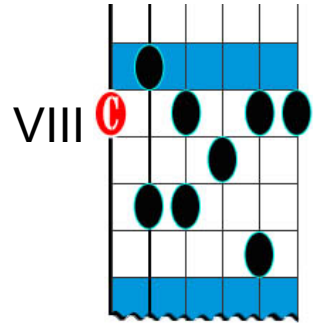


Dominant Arpeggio Song

printed supplement

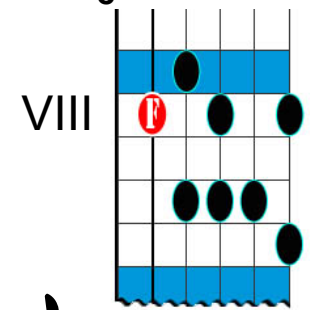
The following diagrams are the raw materials used in the creation of the Dominant Arpeggio Song. Play through the arpeggios before learning the song.

DOMINANT 7 ARPEGGIO SONG STUDY



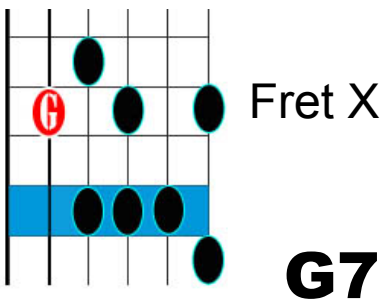
C7

Musical notation for C7 arpeggio. The treble clef staff shows notes: C4, E4, G4, Bb4, C5, E5. The TAB staff shows fret numbers: 8, 7, 10, 8, 10, 9, 8, 11, 8.



F7

Musical notation for F7 arpeggio. The treble clef staff shows notes: F4, A4, C5, Eb5, F5, A5. The TAB staff shows fret numbers: 8, 7, 10, 8, 10, 10, 8, 11.



G7

Musical notation for G7 arpeggio. The treble clef staff shows notes: G4, B4, D5, F#5, G5, B5. The TAB staff shows fret numbers: 10, 9, 12, 10, 12, 12, 10, 13.

DOMINANT 7 ARPEGGIO SONG

PG. 1

C⁷ **F⁷** **C⁷** **||**

T 9 8 10 11 10 8 11 8 10 10 8 10 11 10 8 11 8 9 10 9

A

B

F⁷ **C⁷**

10 8 10 8 10 12 10 12 8 10 8 8 10 8 11 8 9 11 8 9 10 8 9 8 8

G⁷ **F⁷** **C⁷** **G⁷**

11 12 10 13 8 8 9 10 8 11 8 8 8 9 10 8 9 8 10 12 9 10

DOMINANT 7 ARPEGGIO SONG

PG. 2

Chords: C⁷, F⁷, C⁷, C⁷

8 11 8 9 11 8 9 10 | 10 10 8 10 8 10 12 | 9 10 8 9 8 | 9 8 10

Chords: F⁷, F⁷, C⁷, C⁷

8 10 12 8 12 | 8 12 8 10 | 8 11 8 11 9 | 8 11 12 11 11

Chords: G⁷, F⁷, C⁷, G⁷

12 13 13 10 13 | 10 8 10 8 10 10 | 8 10 9 8 11 | 12 10 12 9 10