



Intro To Minor Scales: Key Of A Minor

Root Position formula ...spelling → **A Root**

A Minor Scale

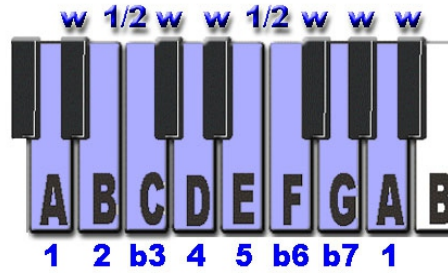
FORMULA	→	Whole	1/2	Whole	Whole	1/2	Whole	Whole	
SPELLING	→	A	B	C	D	E	F	G	A
DEGREES	→	1	2	b3	4	5	b6	b7	1
SOLFEGE	→	Do	Re	May	Fa	Sol	Lay	Tay	Do

Minor Scales

The basis and foundation of musical theory is the major scale, all discussion, labels and numbers included in any discussion of music theory are directly related to the major scale. In a musical sense and artistic capacity, the pure or natural minor scale is of equal importance

The minor scale has taken the 3rd, 6th and 7th degrees of the scale and 'flatted' them, lowered their pitch by one half step. Since all music theory is discussed in relation to the major scale, the minor scale is said contain a flatted 3rd, 6th and 7th.

Formula




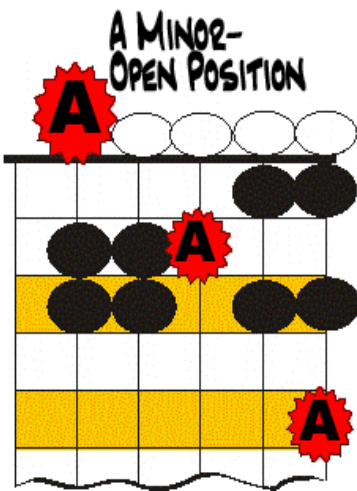
Spelling A MINOR



Minor Scale Quality

The sound of the major scale, the quality, is often described as bright, happy, tuneful, melodic, or strong.

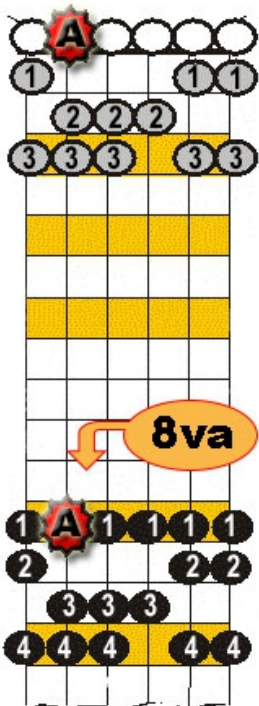
The sound of the minor scale, its quality is often described as dark, sad, mournful, or even mysterious while still retaining the tuneful and melodic capabilities of the major scale. In this course, for ease of play, and because the key signature contains zero flats and sharps, we've started with key of A minor.



Transposing The Basic Scale Patterns One Octave

The A minor scale pattern is beautifully played one octave higher (8 va), the point at which the open strings notes are repeated as their octave up, transposed counterparts -one octave above them in pitch. When doing this transposition think of the new, octave higher (or 8 va scales), as being played in the 12th position.

When playing in any position the 4 fingers are in a one to relationship with 4 consecutive frets. In the diagram at left, The fingering numbers are shown inside of each note.



Melodic Work

Playing and analyzing music that you know, love and understand is an excellent to increase your conception of music and musicianship in general. Below we've taken the e minor scale pattern, a scale shape with its root note on string six, hence making it a root six scale and transposed it to the key of a minor located at the 5th fret. When used as a setting for the traditional song God Rest Ye Merry Gentlemen the A minor scale provides a study and excellent practice in learning the sound and feel of minor scale, stepwise scale movement and scale quality -the flavor or musical mood created by the scale. Finally, the exercise puts the melody in an easy user friendly scale pattern for Playing God Rest Ye Merry Gentlemen. When using the suggested fingering, when staying position XII, the song seems to play itself.

God Rest Ye Merry Gentlemen

Am7 Dm7 Em7 Am7 E7

Am7 C Maj7 Dm7 C Maj7 Dm7 E7

Dm7 C Maj7 F Maj7 Dm7 Dm7/G


C Maj7 Dm7 Am7 Dm7 Dm7/G C Maj7 F Maj7 E7 Am7 Bø E7(b9)

Lead Sheet

Play the song with your teacher or band mates, exchanging ideas and solos with each other.

God Rest Ye Merry Gentlemen

Am7 Dm7 Em7 Am7 E7



Am7 C Maj7 Dm7 C Maj7 Dm7 E7



Dm7 C Maj7 F Maj7 Dm7 Dm7/G



C Maj7 Dm7 Am7 Dm7 Dm7/G C Maj7 F Maj7 E7 Am7 Bø E7(b9)

